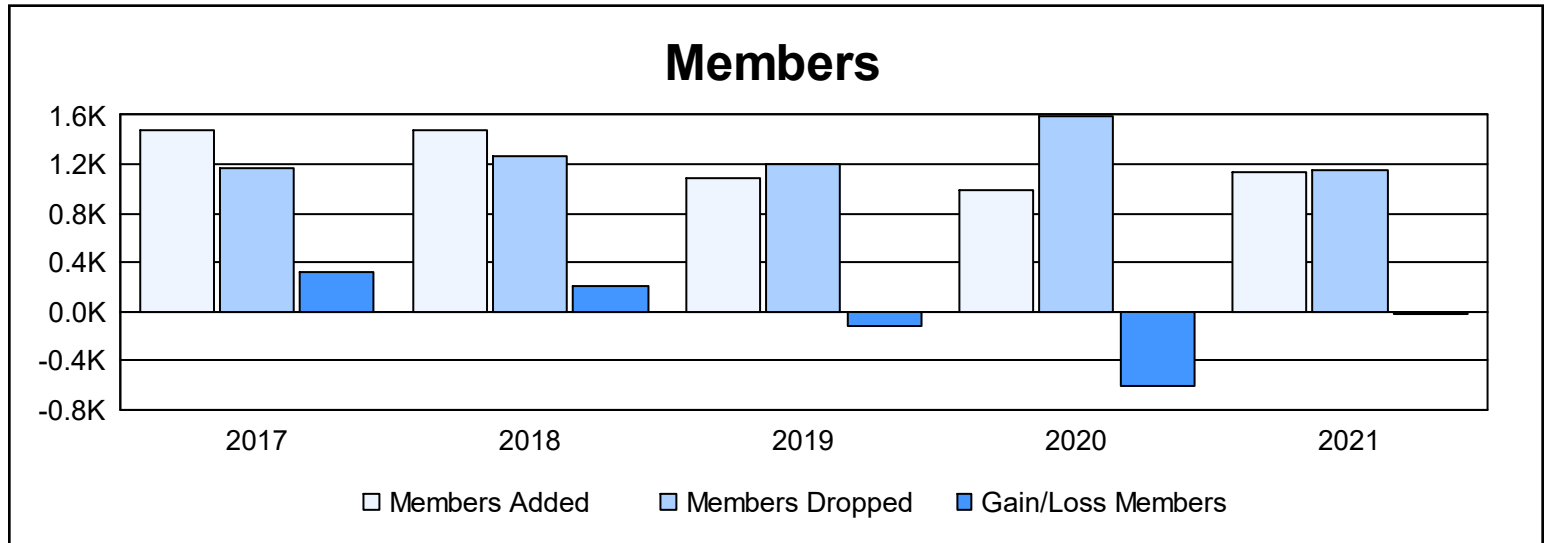
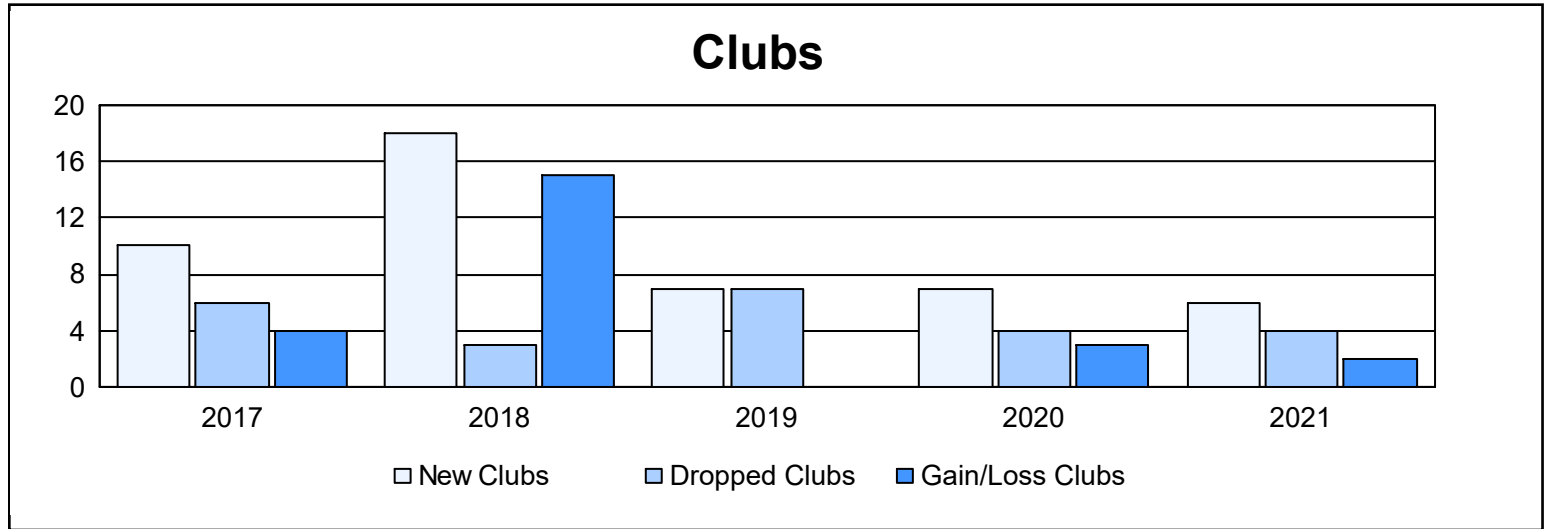
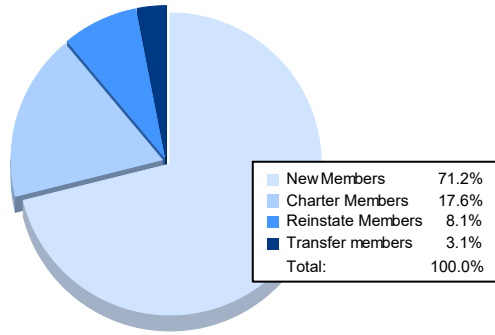


| Year           | New Clubs | Dropped Clubs | Gain/ Loss Clubs | New Members | Charter Members | Reinstate Members | Transfer Members | Total Member Added | Total Members Dropped | Gain/ Loss Members |
|----------------|-----------|---------------|------------------|-------------|-----------------|-------------------|------------------|--------------------|-----------------------|--------------------|
| 2016-2017      | 10        | 6             | 4                | 1,093       | 279             | 74                | 29               | 1,475              | 1,160                 | 315                |
| 2017-2018      | 18        | 3             | 15               | 881         | 527             | 41                | 24               | 1,473              | 1,268                 | 205                |
| 2018-2019      | 7         | 7             | 0                | 720         | 257             | 62                | 42               | 1,081              | 1,202                 | -121               |
| 2019-2020      | 7         | 4             | 3                | 589         | 254             | 89                | 49               | 981                | 1,585                 | -604               |
| 2020-2021      | 6         | 4             | 2                | 810         | 200             | 92                | 35               | 1,137              | 1,152                 | -15                |
| <b>Average</b> | <b>10</b> | <b>5</b>      | <b>5</b>         | <b>819</b>  | <b>303</b>      | <b>72</b>         | <b>36</b>        | <b>1,229</b>       | <b>1,273</b>          | <b>-44</b>         |



### Membership Composition June 2021 Cumulative



### Gender Composition June 2021 Cumulative

